

SAFETY EDUCATOR



Look. Listen. Learn. Be Aware. Fire Can Happen Anywhere.

The Importance of Fire Safety Education and Prevention

In a fire, mere seconds can mean the difference between a safe escape and a tragedy. Fire safety education isn't just for school children. Teenagers, adults, and the elderly are also at risk in fires, making it important for every member of your family and community to take some time not only every October during Fire Prevention Week, but during the year, to make sure you all understand how to stay safe in case of a fire. This year's theme to help you learn is: **Look. Listen. Learn. Be aware. Fire can happen anywhere.**

LOOK: Look for places fire could start. Take a good look around your home. Identify potential fire hazards and take care of them.

LISTEN: Listen for the sound of the smoke alarm. You could have only minutes to escape safely once the smoke alarm sounds. Go to your outside meeting place, which should be a safe distance from the home and where everyone should know to meet.

LEARN: Learn two ways out of every room and make sure all doors and windows leading outside open easily and are free of clutter.

Take a family moment to watch this important video on


LEARN MORE!



- [Escape Route Planning Map](#)
- [Testing your Smoke Alarms](#)
- [Choosing Outside Meeting Place](#)
- [Make Regular Reminders](#)
- [Practice Home Fire Drills](#)

Visit this link to learn more on protecting your family

www.sparky.org




K9 MOLLY & K9 ANTHEM Fire Prevention Coloring Fun!

Calling ALL kids! K9 Anthem & K9 Molly want you to share in the Fire Prevention Week (FPW) fun! Print this fun FPW [coloring sheet](#), do your best coloring, then have an adult take your picture with the coloring sheet and email it to us! Your picture will be posted on our social media page with a fun fire prevention message that will help keep New Hampshire citizens and travelers safer!



OCTOBER: Change your Smoke & CO Alarms



Thank you Ayanna, of Christa McAuliffe School in Concord, for sharing this important message on smoke alarms. You are very right! Homeowners and renters should check their smoke alarms to make sure that their smoke alarms have new batteries, are working and not expired (older than 10 years). This will ensure that in the event of a possible fire emergency they are working properly. Thank you for sharing this important safety message!

Hey Kids! **K9 ANTHEM & K9 MOLLY** have some really important information for you to share with your family, relatives, neighbors and friends. We **NEED** to make sure everyone knows what a smoke alarm is, where they belong in every home and that they are working. Please help me spread this safety information.



[Learn More](#)

WHAT IS A SMOKE ALARM?

Smoke alarms are tools that can tell if there is smoke in the air. They work even if you can't smell smoke. A smoke alarm looks like a small dish or dinner plate on the ceiling of your home. Take a moment and see if you can find all the ones in your home. They should be in every bedroom, outside every sleeping area and on every level of the home, even the basement.

WHAT NOISE DOES A SMOKE ALARM MAKE?

A smoke alarm makes a very loud beeping noise to warn you that a fire has started. Ask a grown up in the home to test it now so everyone can hear what it sounds like.

HOW DO WE TEST TO SEE IF A SMOKE ALARM IS WORKING?

- ♥ Smoke alarms should be maintained according to manufacturer's instructions.
- ♥ Test smoke alarms at least once a month using the test button.
- ♥ Follow manufacturer's instructions for cleaning to keep smoke alarms working well. The instructions are included in the package or can be found on the internet.
- ♥ Smoke alarms with non-replaceable 10-year batteries are designed to remain effective for up to 10 years. If the alarm chirps, warning that the battery is low, replace the entire smoke alarm right away.
- ♥ Smoke alarms with any other type of battery need a new battery at least once a year. If that alarm chirps, warning the battery is low, replace the battery right away. **Smoke Alarms need to be replaced every 10 years.**
- ♥ When replacing a battery, follow the manufacturer's list of batteries on the back of the alarm or manufacturer's instructions. Manufacturer's instructions are specific to the batteries (brand and model) that must be used. The smoke alarm may not work properly if a different kind of battery is used.

Are smoke alarms available for the hard-of-hearing or deaf?

Smoke Alarms for the Hard-of-Hearing or Deaf are available. Learn about the various options that are

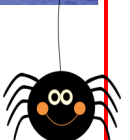
[Learn More](#)



**CHANGE YOUR CLOCKS CHANGE YOUR BATTERIES
SMOKE ALARMS ONLY SAVE LIVES IF THEY ARE WORKING.**

It's almost time to change your clock, so buy your batteries now!


Sunday, Nov 4th



CARBON MONOXIDE SAFETY INFORMATION

Often called the invisible killer, carbon monoxide (CO) is an invisible, odorless, colorless gas created when fuels (such as gasoline, wood, coal, natural gas, propane, oil, and methane) burn incompletely. In the home, heating and cooking equipment that burn fuel can be sources of carbon monoxide.

- CO alarms should be installed in a central location outside each sleeping area and on every level of the home and in other locations where required by applicable laws, codes or standards. For the best protection, interconnect all CO alarms throughout the home. When one sounds, they all sound.
- Follow the manufacturer's instructions for placement and mounting height.
- Test CO alarms at least once a month; replace them according to the manufacturer's instructions.
- If the audible trouble signal sounds, check for low batteries. If the battery is low, replace it. If it still sounds, call the fire department.
- If the CO alarm sounds, immediately move outdoors. Once everyone is outdoors, call for help.
- If you need to warm a vehicle, remove it from the garage immediately after starting it. Do not run a vehicle or other fueled engine or motor indoors, even if garage doors are open. Make sure the exhaust pipe of a running vehicle is not covered with snow.
- During and after a snowstorm, make sure vents for the dryer, furnace, stove, and fireplace are clear of snow build-up.
- A generator should be used in a well-ventilated location outdoors away from windows, doors and vent openings.



[LEARN MORE!](#)



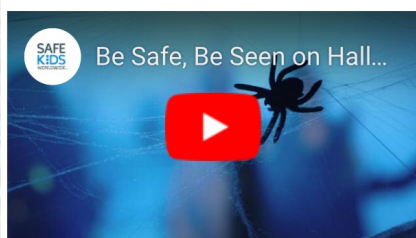
Halloween Safety

Everyone loves a good scare on Halloween, but not when it comes to child safety. There are several easy and effective behaviors that parents/guardians can share with kids to help reduce their risk of injury.


HARD FACTS: According to Safe Kids, on average, children are more than twice as likely to be hit by a car and killed on Halloween than on any other day of the year.

TOP TIPS FOR HALLOWEEN SAFETY:

1. Decorate costumes and bags with reflective tape or stickers. If possible, choose light colored costumes for better driver visibility while walking on dark roads.
2. Masks can obstruct a child's vision, try using non-toxic paint and/or make-up.
3. When selecting a costume make sure it is the right size to avoid trips and falls.
4. Popular trick-or-treat hours are 5:30-9:30 so be sure to be especially aware of children out during these hours. Check within your local communities for trick-or-treat day and times.
5. Children under 12 should not be alone without adult supervision. If kids are mature to be out without adult supervision, remind them to stay with their groups and to stay with familiar areas that are well lit.
6. Have kids use glow sticks or flashlights to help them see and be seen by drivers.



Show your kids this fun video!
Be Safe. Be Seen on Halloween!



[LEARN MORE!](#)

Paul J. Parisi
NH State Fire Marshal



NH STATE FIRE MARSHAL
DEPARTMENT OF SAFETY

33 Hazen Drive
Concord, NH 03305
Phone: (603)223-4289
Arson Hotline:
1-800-400-3526
FMO@dos.nh.gov

PUBLIC EDUCATION
DIVISION:

K9 District Chief:

Stacey Dubois

EDUCATORS:

Sheryl Nielsen
Mary MacCaffrie
Amy McLaughlin

Message from Marshal Parisi:

This month Governor Sununu declared October 7th-13th as Fire Prevention Week with the theme: "**Look. Listen. Learn. Be aware. Fire can happen anywhere.**" In New Hampshire we like to use the week as an opportunity to kick off a yearlong effort in educating families throughout the state on how they can become safer within their daily lives. As homeowners, and renters, we need to understand that in the event of a fire, every second counts. Fire safety education isn't just for school children.



The "**Look. Listen. Learn. Be aware. Fire can happen anywhere,**" campaign works to educate citizens about the three ways they can reduce the likelihood of having a fire as well as how to escape safely if there is one. I advise you and your family of all ages to take a good **LOOK** around your home and identify potential fire hazards and work to take care of them. **LISTEN** to the sound of the smoke alarm, practice your escape plan and meet at your designated meeting place. And **LEARN** two ways out of every room while making sure all doors and windows leading outside open easily and are free of clutter.

When it comes to the safety of you, your family and home one can never be too safe. Please take a moment to read through this newsletter. Should you have any questions please do not hesitate to contact your local fire department or the NH State Fire Marshal's Office.

Paul J. Parisi
NH State Fire Marshal

K9, Student and Parent Approved Websites:

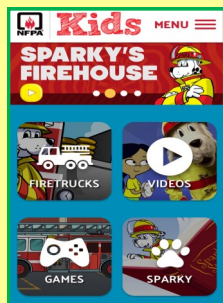
While we encourage students to disconnect and enjoy safe outdoor play we understand that sometimes the weather just doesn't cooperate. So when it comes to computer time...



try any one of these child friendly fire and life safety websites!

Just click a picture to open the link and play.

Have fun and be safer!



Find Us on the Web:

www.nh.gov/safety/divisions/firesafety/



Any questions or comments regarding this newsletter please feel free to contact:

Sheryl Nielsen
Public Education Specialist
Youth Firesetter Intervention & Education
Sheryl.Nielsen@dos.nh.gov 603-223-4289