



Summer Safety Educator



K9 Molly



As summer approaches and families begin to travel away from home, hotels and motels become our home away from home. It is just as important to be prepared and know what you would do in a hotel/motel emergency as it is in your own home. Please review the following safety tips to keep you and your family safe this travel season.

HOME AWAY FROM HOME: SAFETY IS STILL A MUST

PLAN AHEAD:

1. Choose a hotel/motel that is protected by both smoke alarms and fire sprinkler systems. Unsure? Ask when you call to make the reservation.
2. When traveling, pack a flashlight with you.
3. Upon checking in, ask the front desk what the fire alarms sound like.
4. Locate the fire alarms on your floor.
5. **CREATE** and **REVIEW** your **ESCAPE PLAN**: When you enter your room, review **WITH YOUR FAMILY**, the escape plan posted in your room. If it is not available contact the front desk immediately.
6. **HAVE TWO WAYS OUT**: Locate two emergency exits, count the number of doors between your room and these exits. Make sure these exits are unlocked. If they are locked, **REPORT** it to management right away.
7. Create your family **MEETING PLACE** away from the building in an easy and safe location to find.
8. Keep your room key by your bed and take it with you if there is a fire.
9. **SHOULD** the alarm sound, **GET OUT** and **STAY OUT**. Close all doors behind your **USE THE STAIRS**, never use the elevators during a fire emergency.

IF YOU CAN'T ESCAPE:

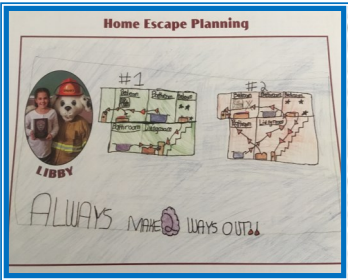
- ▶ **SHUT** off fans and air conditioners.
- ▶ **Stuff wet towels** in the cracks around the doors.
- ▶ **CALL 9-1-1** and let them know your location.
- ▶ **WAIT at the window** and signal with a flashlight or colored cloth.

LEARN MORE!



INSIDE THIS ISSUE:

- Grill Safety 2
- Bicycle Safety 2
- Fireworks Safety 3
- Campfire Safety 4
- Avoid Heatstroke 5
- Water Safety 5
- Message From Marshal Degnan 6



Libby Wagnitz of Pollard Elementary School in Plaistow would like to remind us to have two ways out of every room and to also make an escape plan and map. We ask that it be posted on your refrigerator and shared with any house visitors, especially those spending the night. In the event of an emergency everyone will know just what to do. Thank you Libby for helping to keep NH citizens safer this summer!

GRILL SAFETY



When the warmer weather hits, there's nothing better than the smell of food on the grill! Holding a barbecue should be a safe and fun experience for everyone. A grill placed too close to anything that can burn creates a fire hazard. It is very important to keep children, and things that have the potential to burn, away from hot charcoals and/or open flames. Three out of five households own a gas grill, which translates to a lot of tasty meals, but it also means there's an increased risk of home fires. Follow these safety tips.

- ▶ Ensure that your barbecue grill is clean and in good working order.
- ▶ **NEVER** use any open flame on a porch, covered patio or balcony.
- ▶ Make sure the cooking site for the grill is flat and away from sheds, fences, and overhanging branches.
- ▶ Position the grill at least **10 feet away** from any structure or building.
- ▶ Regardless of the circumstances **NEVER** use a grill indoors, in garages, or in tents. This can pose both a fire hazard and the risk of exposing occupants to carbon monoxide.
- ▶ **Keep children at least 3' away** from the grill location.
- ▶ Keep outdoor games away from cooking area.
- ▶ **NEVER** leave grill unattended.
- ▶ Light grills with a long match or mechanical lighter designed for lighting grills.
- ▶ Keep all matches and lighters out of the reach of children.
- ▶ Use long-handled grilling tools that provide distance from heat and flames.
- ▶ Allow the grill to cool completely before moving or covering.
- ▶ Never transport a propane tank in the passenger compartment of a vehicle.

BICYCLE SAFETY



There are so many great reasons to ride your bike: it offers fun, freedom and exercise. We hope that your summer involves as many fun outdoor bike rides as possible. Here are a few tips so that you and your family can be safer!

- **WEAR YOUR HELMET:** Safe Kids® has a fun saying, "Use your head, wear your helmet." After all it IS the most effective safety device available to reduce head injury and death from bicycle crashes.
- **RIGHT SIDE OF THE ROAD:** Ride on the far right side of the road with traffic.
- **USE APPROPRIATE HAND SIGNALS:** Inform others where you are traveling with appropriate hand signals. Respect traffic signals, stopping at all stop signs and stoplights.
- **STOP AND LOOK:** Be sure drivers are paying attention and going to stop before crossing the street. Stop completely when entering a sidewalk, path or driveway. Look left, then right then left again.
- **WEAR BRIGHT COLORS:** Wearing bright colors makes one visible not only at night, but during the day as well. Include something reflective such as reflective tape or flashing lights.
- **SUPERVISE:** Actively supervise children until you are comfortable that they are responsible to ride on their own.

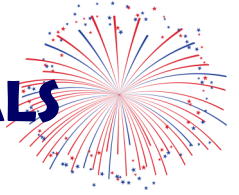
[LEARN MORE!](#)





FIREWORKS:

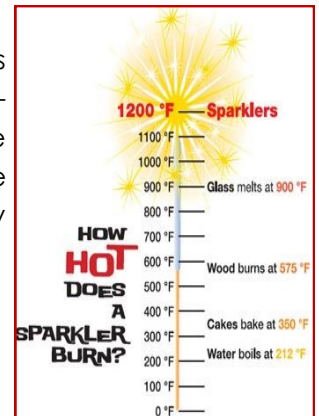
LEAVE THEM TO THE PROFESSIONALS



Sparklers light up a summer evening with their crackling glow and trail of light. Kids of all ages are in awe of the sparks that fly around the Fourth of July celebrations. These wire sticks are dipped to about two thirds of its length in a mixture of chemicals and metals. Oxidizers fuel the sparkler and keep it burning at temperatures that can reach more than 1200° F. Metal flakes in the mixture cause the sparking and glow that sparklers are known for. Sparklers are often thought to be safe. However, during the excitement of Independence Day celebrations, it is easy to overlook their hazards.

Excited kids cannot wait to hold and wave the sparklers around. As disappointed as they may be, **do not let young children hold a sparkler**. They lack the physical coordination to handle sparklers safely and most likely will not know what to do in the event of an emergency. The NH State Fire Marshal's Office reminds parents to be mindful when they use sparklers around children. Be sure to set a good example by following these tips:

1. **Never** hand a lighted sparkler to another person. Give them an unlit sparkler and then light it.
2. Hold only **one at a time**.
3. When using sparklers **stand at least six feet away** from each other.
4. **Never** use a sparkler when sitting down or holding a child.
5. Be aware that **sparks can ignite clothing**, so avoid loose fitting clothes that could catch fire. Closed-toe shoes help prevent foot burns.
6. The **sparkler wire stays hot** long after the flame has burned out, so drop the used sparklers directly in a bucket of water.



[LEARN MORE!](#)



KEEP YOU AND YOUR FAMILY SAFE.

LEAVE FIREWORKS TO THE PROFESSIONALS.



Brooke Langlois of Pollard Elementary School in Plaistow would like to remind us to always have adults set off fireworks and to be careful when near them! These are some excellent reminders Brooke, we agree with your message and encourage everyone to leave fireworks to the professionals. We thank you for helping to keep NH citizens safer this 4th of July!

CAMPFIRE SAFETY



Whether you're camping under the stars in the backcountry miles away from any-one or hooking up your RV in a full-amenity trailer park, you can't afford to be careless with fire. Follow these safety tips to help keep your campfires safe and fun this summer.

OBEY FIRE RESTRICTIONS: Weather conditions can influence whether or not you can have a campfire. Most national, state and provincial parks will post warnings, but if you are unsure, a park ranger or local fire department can inform you on what the current fire restrictions

are. **Please respect and obey all fire restrictions!**

Campfire:

1. Build a campfire that is in a pre-existing fire ring or pit when possible.
2. Should you need to create a fire pit, create a ring of rocks to prevent the fire from spreading. KEEP 3 feet from tent walls, dry grass, and foliage.
3. **DO NOT** allow children or pets within 3 feet of the fire pit.
4. **NEVER** leave children unsupervised. Teach/review with children how to stop, drop (cover face) and roll should their clothing catch on fire.
5. Keep a bucket of water and a shovel nearby in case you need to extinguish the flames quickly.
6. Stack extra wood upwind and away from the fire.
7. Keep the fire small enough to be extinguished quickly and easily.
8. **NEVER** leave a campfire unattended, not even for a minute.



Lights Out

- Totally extinguish the fire before you go to sleep or when you leave the site.
- Douse the fire and coals with as much water as possible. If water doesn't do the trick, shovel dirt on top of it.
- Not sure the campfire is out? Where there is smoke there IS POTENTIAL for fire. Smoldering coals can easily reignite. Hold your hands close to the logs/coals to feel if they are still radiating heat. If they are, continue to douse with water or dirt.

LEARN MORE BY CLICKING THESE ICONS:



CONCORD NATIONAL NIGHT OUT

TUESDAY, AUGUST 7th 5:00 pm—8:30 pm



POLICE • COMMUNITY PARTNERSHIPS

Concord Police Department will be hosting its annual National Night Out at Rollins Park Tuesday, Aug 7th from 5:00-8:30pm. This event is FUN for ALL ages and is not only held in Concord but across the state to heighten crime and drug prevention awareness, strengthen neighborhood and police relationships and to send a message to criminals that neighborhoods are fighting back against crime. **Be sure to look in your community for the date and time of your nearest event! It's a TON of fun for the whole family!**

LEARN MORE!

AVOID HEATSTROKE BY REMEMBERING TO ACT



Never leave your child alone in a car, not even for a minute.

Babies and young kids can sometimes sleep so peacefully that we forget they are even there. It can also be tempting to leave a baby alone in a car while we quickly run into the store. The problem is that leaving a child alone in a car can lead to serious injury or death from heatstroke. Young children are particularly at risk, as their bodies heat up three to five times faster than an adult's. These tragedies are completely preventable. Here's how we can all work together to keep kids safe from heatstroke.

TOP TIPS: Reduce the number of deaths from heatstroke by remembering to ACT.

A: Avoid heatstroke-related injury and death by never leaving your child alone in a car, not even for a minute. In addition, make sure to keep your car locked when you're not in it so kids don't get in on their own.

C: Create reminders by putting something in the back of your car next to your child such as a briefcase, a purse or a cell phone that is needed at your final destination. This is especially important if you're not following your normal routine.

T: Take action. If you see a child alone in a car, call 911. Emergency personnel want you to call. They are trained to respond to these situations. One call could save a life.

[LEARN MORE!](#)



WATER SAFETY TIPS

Never leave your child unattended around water. We know it sounds strict, but there is no room for compromise on this one. Babies can drown in as little as one inch of water. Put the cell phone away, forget about all the other things you have to do and give young children 100 percent of your attention when they are near or around water.

- ☑ Swim in designated areas supervised by lifeguards.
- ☑ Always swim with a buddy; do not allow anyone to swim alone.
- ☑ Never leave a young child unattended near water and do not trust a child's life to another child. Teach children to always ask permission to go near water.
- ☑ Maintain constant supervision.
- ☑ If you have a pool, secure it with appropriate barriers.
- ☑ When using inflatable/portable pools, buckets and water activity tables remember to empty them immediately after use. Store them upside down and out of children's reach. These types of items can pose as a drowning risk.



[LEARN MORE!](#)

J. William Degnan
NH State Fire Marshal



NH STATE FIRE MARSHAL
Department of Safety
33 Hazen Drive
Concord, NH 03305
Phone: (603)223-4289
Arson Hotline:
1-800-400-3526
EMAIL: FMO@dos.nh.gov

PUBLIC EDUCATION DIVISION:

K9 District Chief:

Stacey Dubois

EDUCATORS:

Mary MacCaffrie

Amy McLaughlin


Sheryl Nielsen

Message from Fire Marshal Degnan:

As parents it is our responsibility to protect and educate our children. With the summer months in full swing we must continue to keep fire and life safety awareness and education in everyone's mind. Please read and review this edition of the *Summer Safety Educator* with your family to ensure that this summer is as safe as possible. Please know that while sparklers appear to be a safe way to celebrate, many citizens are unaware that the sparklers' metal stick can reach 1200*. That is hot enough to melt glass and definitely not safe for little hands to hold! Too many children have lost an eye or have been seriously burnt from sparklers when a piece breaks off or the hot metal stick comes in contact with their eyes, body or clothing. **PLEASE** don't let this happen to your child! So while fireworks may be in season we strongly urge you to leave them to the professionals and enjoy the professional displays. Should you have any questions or concerns this summer please do not hesitate to contact the local fire department or the NH State Fire Marshal's Office.

I wish to thank all of you for taking the time to learn from this newsletter and living a safer life with your families. While I have decided to retire as your State Fire Marshal July 6th to spend more time with my family, my heart is still with all of you to make the world we live in safer as "**Fire is Everyone's Fight**".

J. William Degnan
NH State Fire Marshal



Student & Parent Approved Websites

K9 MOLLY encourages students to disconnect and enjoy safe outdoor play. However, this dog understands that sometimes the weather just doesn't cooperate. So when it comes to computer time...



try one of these family fun fire and life safety websites! Just click a picture below to open the link and play. Have fun and be safe!



Any questions or comments regarding this newsletter please feel free to contact:

Sheryl Nielsen

Public Education Specialist

Youth Firesetter Intervention & Education

Sheryl.Nielsen@dos.nh.gov 603-223-4289

Find Us on the Web:

www.nh.gov/safety/divisions/firesafety/

